

# 100

## STICKLEY SELECTIONALS® 100 SERIES

MAXIMUM VERSATILITY—PLUS SLEEPERS & CUSTOM LENGTH SOFAS



sofas-by-the-inch	Y
sleep sofas	Y
seat height	22½"
seat depth	20-22¼"
frame depth	36"
overall height	36¼-38½"
seat cushions	spring down
back pillows	fiber down
throw pillows	20" throw pillows standard
skirts	9" kick pleat







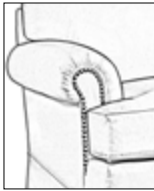


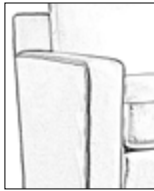
### HOW TO CREATE YOUR MODEL NUMBER:

- 1 SELECT YOUR FRAME**  
  
 We are starting with the **96-9676** Three Cushion Sofa
- 2 SELECT YOUR ARM STYLE**  
  
 **1F** Traditional Roll Arm
- 3 SELECT YOUR BACK STYLE**  
  
 **2B** Box Back
- 4 SELECT YOUR BASE STYLE**  
  
 **3F** Short Block Leg

You've selected the **1F** arm style with the **2B** back style and the **3F** base style. So the model number on your order should be **96-9676-1F-2B-3F**

Frame
Arm
Back
Base

### ARM STYLES —Welted unless otherwise noted.

 <input type="checkbox"/> <b>1A</b> Pleated Arm H26 W8½	 <input type="checkbox"/> <b>1B</b> Classic Roll Arm H26½ W8½	 <input type="checkbox"/> <b>1C</b> English Arm H26½ W6½	 <input type="checkbox"/> <b>1D</b> Track Arm H26¼ W5	 <input type="checkbox"/> <b>1E</b> Sock Arm H26 W9	<input checked="" type="checkbox"/> <b>1F</b> Traditional Roll Arm H25½ W10	<input type="checkbox"/> <b>1G</b> Weltless Club Arm H25¼ W5 (seat and back cushion weltless)	<input type="checkbox"/> <b>1J</b> Flared Tuxedo Arm H31 W6¾
 <input type="checkbox"/> <b>1K</b> Rolled Tuxedo Arm H32 W7½	 <input type="checkbox"/> <b>1L</b> Classic Roll Arm w/ Nailhead Trim H26½ W8½	 <input type="checkbox"/> <b>1M</b> Traditional Roll Arm w/ Nailhead Trim H25½ W10	 <input type="checkbox"/> <b>1P</b> Flared Sock Arm H27 W10	 <input type="checkbox"/> <b>1W</b> Club Arm H25¼ W5			









**BACK OPTION NOTES:**

- 2F, 2H not available on corner loveseats, corner sofas, or with arm styles 1J or 1K.
- 2D, 2F not available on sleep sofas.
- 2H only available with a 72" mattress on sleep sofas.

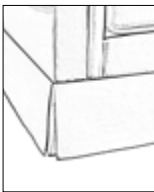




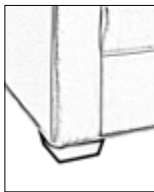
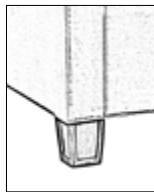
**BASE OPTION NOTES:**

- 3A not available in leather.
- 3C, 3D, 3E, 3J not available on sleep sofas or storage ottomans.

### BACK STYLES

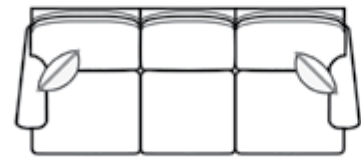
 <input type="checkbox"/> <b>2A</b> Knife Edge Back Overall H37 Seat D20	 <input type="checkbox"/> <b>2B</b> Box Back Overall H36½ Seat D20	 <input type="checkbox"/> <b>2D</b> Semi-Attached Pillow-Back Overall H35½ Seat D20	 <input type="checkbox"/> <b>2F</b> Button Tightback Overall H36¾ Seat D22¼	 <input type="checkbox"/> <b>2G</b> Button Box Back Overall H37 Seat D20	 <input type="checkbox"/> <b>2H</b> Casual Tightback Overall H36¾ Seat D22¼	 <input type="checkbox"/> <b>2K</b> Tall Knife Edge Back Overall H38½ Seat D20	 <input type="checkbox"/> <b>2L</b> Tall Box Back Overall H38½ Seat D20
---	---	--	--	---	--	---	--

### BASE STYLES

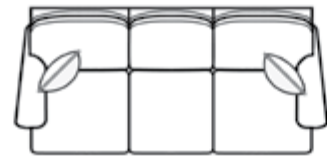
 <input type="checkbox"/> <b>3A</b> Kick Pleat Skirt H9	 <input type="checkbox"/> <b>3B</b> Floating Base H1	 <input type="checkbox"/> <b>3C</b> Block Leg H4	 <input type="checkbox"/> <b>3D</b> Tapered Leg H5¼	 <input type="checkbox"/> <b>3E</b> Bun Foot H4	<input checked="" type="checkbox"/> <b>3F</b> Short Block Leg H2½	 <input type="checkbox"/> <b>3G</b> Short Bun Foot H2½	 <input type="checkbox"/> <b>3J</b> Recessed Tapered Leg H4
---	--	--	---	---	---	--	---

# STICKLEY SELECTIONALS® | 100 SERIES –WIDTHS VARY WITH ARM STYLES, PLEASE CONSULT WITH YOUR DESIGNER–

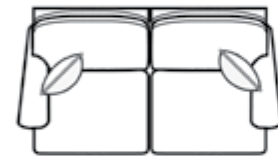
## SOFAS, LOVESEATS AND CHAIRS



☐ **96-9676** ☐ **CL-8676**  
Three Cushion Sofa  
Outside D36  
Inside L75



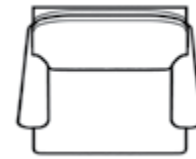
☐ **96-9677** ☐ **CL-8677**  
Mid-Size Sofa  
Outside D36  
Inside L69



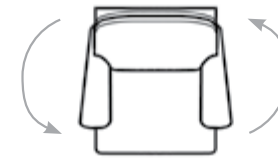
☐ **96-9675** ☐ **CL-8675**  
Two Cushion Loveseat  
Outside D36  
Inside L50



☐ **96-9674** ☐ **CL-8674**  
One Cushion Arm Chair  
Outside D36  
Inside L22



☐ **96-9674-XL** ☐ **CL-8674-XL**  
Arm Chair Plus  
Outside D36  
Inside L30



☐ **96-9674-SW** ☐ **CL-8674-SW**  
Swivel Arm Chair  
Outside D36  
Inside L22

## OTTOMANS

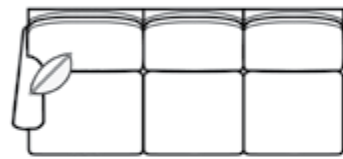


☐ **96-9679-4242**  
☐ **CL-8679-4242**  
L42 D42 H19

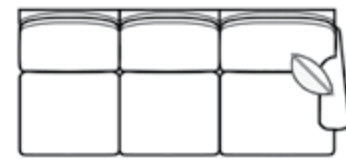


☐ **96-9679-3636**  
☐ **CL-8679-3636**  
L36 D36 H19

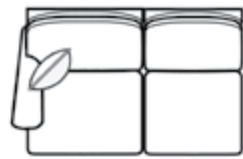
## SECTIONAL COMPONENTS



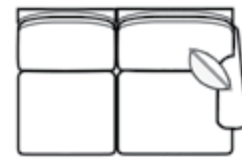
☐ **96-9663** ☐ **CL-8663**  
Left Facing Sofa  
Outside D36  
Inside L75



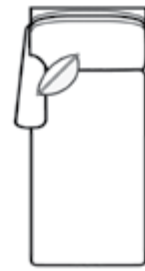
☐ **96-9664** ☐ **CL-8664**  
Right Facing Sofa  
Outside D36  
Inside L75



☐ **96-9661** ☐ **CL-8661**  
Left Facing Loveseat  
Outside D36  
Inside L50



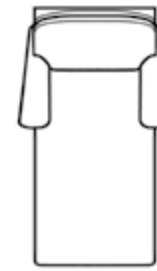
☐ **96-9662** ☐ **CL-8662**  
Right Facing Loveseat  
Outside D36  
Inside L50



☐ **96-9670-L**  
☐ **CL-8670-L**  
Left Facing Chaise  
Outside D65  
Inside L25



☐ **96-9670-R**  
☐ **CL-8670-R**  
Right Facing Chaise  
Outside D65  
Inside L25



☐ **96-9671-2**  
☐ **CL-8671-2**  
Two Arm Chaise  
Outside D65  
Inside L23-25



☐ **96-9679-4825**  
☐ **CL-8679-4825**  
L48 D25 H19  
Also available as  
storage ottoman  
**96-9679-4825-ST**  
**CL-8679-4825-ST**



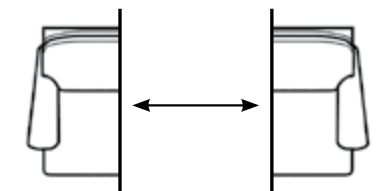
☐ **96-9679-3625**  
☐ **CL-8679-3625**  
L36 D25 H19  
Also available as  
storage ottoman  
**96-9679-3625-ST**  
**CL-8679-3625-ST**



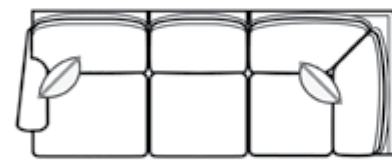
☐ **96-9679-2522**  
☐ **CL-8679-2522**  
L25 D22 H19

## SOFAS BY THE INCH

Available in any length from 65" to 103".



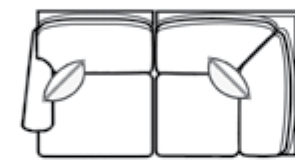
☐ **96-9678**  
"By the Inch" Sofa  
Outside D36



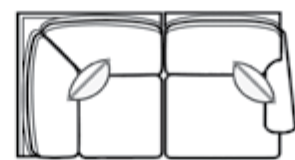
☐ **96-9665** ☐ **CL-8665**  
Left Facing Corner Sofa  
Outside D36  
Inside L71



☐ **96-9666** ☐ **CL-8666**  
Right Facing Corner Sofa  
Outside D36  
Inside L71



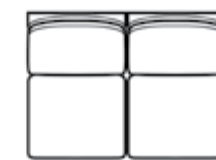
☐ **96-9667** ☐ **CL-8667**  
Left Facing Corner Loveseat  
Outside D36  
Inside L46



☐ **96-9668** ☐ **CL-8668**  
Right Facing Corner Loveseat  
Outside D36  
Inside L46



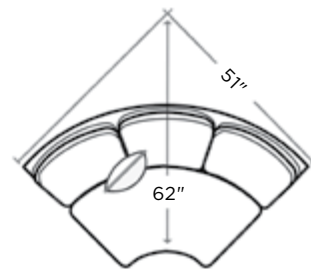
☐ **96-9669-3** ☐ **CL-8669-3**  
Three Cushion Armless  
Outside L75 D36  
Inside L75



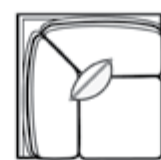
☐ **96-9669-2** ☐ **CL-8669-2**  
Two Cushion Armless  
Outside L50 D36  
Inside L50



☐ **96-9669-1** ☐ **CL-8669-1**  
One Cushion Armless  
Outside L25 D36  
Inside L25



☐ **96-9660-CC** ☐ **CL-8660-CC**  
Curved Corner  
Outside D36



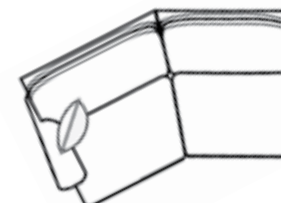
☐ **96-9660-SC** ☐ **CL-8660-SC**  
Square Corner  
Outside L36 D36  
Inside L21



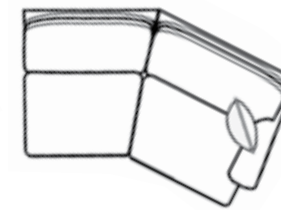
☐ **96-9672** ☐ **CL-8672**  
One Cushion Left Arm Chair  
Outside D36  
Inside L25



☐ **96-9673** ☐ **CL-8673**  
One Cushion Right Arm  
Chair  
Outside D36  
Inside L25

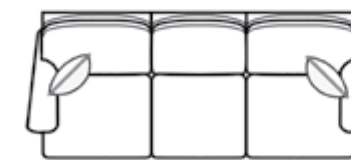


☐ **96-9661-AS** ☐ **CL-8661-AS**  
Left Facing Angular Loveseat  
Outside D48  
Inside L44½



☐ **96-9662-AS** ☐ **CL-8662-AS**  
Right Facing Angular Loveseat  
Outside D48  
Inside L44½

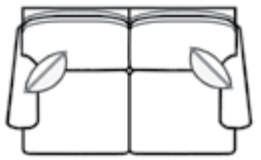
## SLEEP SOFAS



☐ **96-9511** ☐ **CL-8511**  
Queen Size Sleep Sofa  
Outside D37  
Inside L70



☐ **96-9510** ☐ **CL-8510**  
Full Size Sleep Sofa  
Outside D37  
Inside L62



☐ **96-9509** ☐ **CL-8509**  
Twin Size Sleep Sofa  
Outside D37  
Inside L50

Base options 3C, 3D, 3E, 3J not available on sleep sofas.  
Back options 2D and 2F not available on sleep sofas.

## DESIGN NOTES:

- Any Stickley fabric is available at no charge for contrast throw pillows.
- Any Grade 1 Stickley trim is available at no charge on throw pillows.
- Pure down/feather back cushions are available at no charge.

- Throw pillows are not standard on leather upholstery.
- All legs are maple.
- Multiple piece sectionals will be center-matched.

All component sizes are approximate and will vary slightly based on the thickness of fabric used and the human variables of fine hand craftsmanship.

\*Drawings not to scale