

STICKLEY.

Mission &  
Arts and Crafts

PRODUCT INDEX







## CONTENTS

Stickley's Mission Story . . . . .	4
Living Room . . . . .	5 - 16
Dining Room . . . . .	16 - 20
Bedroom . . . . .	20 - 24
Office . . . . .	25 - 26
Accessories . . . . .	26 - 27
Lamps . . . . .	27 - 28
Pasadena Bungalow . . . . .	28 - 30



*Als Ik Kan—“to the best of my ability.”  
This old Flemish craftsman’s phrase  
has been the guiding principle of  
Stickley since 1900.*




# Stickley's Mission Story

When you think of American Arts and Crafts, you think of Stickley. Beginning in 1900, Gustav's revolutionary Mission furniture showed that every home deserves furniture that is solid and honest, that is made with uncompromising craftsmanship, and that satisfies a real need. Stickley's Mission pieces are among the most recognizable and cherished in the history of American design.

If Gustav Stickley was the advocate for Craftsmanship, it was his brother Leopold, the founder L. & J.G. Stickley, who embodied the ideal. For sixty years, Leopold Stickley's commitment to enduring construction techniques achieved for the company a reputation for elite craftsmanship—a reputation Stickley continues to uphold.

In 1974, years after Leopold Stickley's death, Alfred and Aminy Audi purchased a struggling L. & J.G. Stickley, knowing they were taking a risk. They also knew that by honoring Stickley's tireless dedication to craftsmanship, they could turn the company around. In reissuing the Mission collection in 1989, the Audis tapped into a nearly forgotten era of American furniture history and helped to shape a renaissance of Arts and Crafts.

Today, we continue to honor the Stickley brothers' commitment to honest craft and materials. We're pleased to provide this concise, informative index that consolidates classic Mission with all our distinctive Arts and Crafts collections, including Highlands, Pasadena Bungalow, Park Slope, and Surrey Hills. There is no end to the possibilities of this beautiful furniture in today's homes.



## Mission's Hardwoods

### Oak

Quartersawn American white oak (*quercus alba*) produces boards of great strength, less likely to crack, check or warp than flat-sawn timber and ideal for crafting furniture that will last for generations. Quartersawing also reveals the ray flake, a highly prized tiger-stripe pattern running across the grain that makes each piece of furniture unique.

### Cherry

American Black Cherry has a naturally broad spectrum of color and grain. At Stickley, craftsmen blend the shades and grain of cherry to create a balance on each piece, but variations will be visible. Like fine wine, cherry wood mellows and deepens in color with age, developing a rich patina over time. This natural phenomenon makes each piece of cherry furniture a unique work of art.

For further details, please refer to the latest Mission Price List.



**Settle**  
89-208  
W77½ D34 H29½  
Tight Seat or Loose Cushions



**Prairie Settle**  
89/91-220  
W84½ D37½ H29  
Matching Loveseat (Oak only)



**Slat Back Settle**  
89-1263  
W83½ D36 H39½



**Park Slope Sofa**  
89/91-1560  
W90 D35¼ H29  
Cushion or Pillow Back



**Park Slope Loveseat**  
89/91-1561  
W65 D35¼ H29  
Cushion or Pillow Back



**Fayetteville Sofa**  
89-9234  
82" or 65" Sofa  
82", 74", 61" Sleep Sofa



**Fayetteville Power Motion Sofa**  
89-9234-87-WR  
W85 D40 H39



**Orchard Street Sofa**  
89/91-9236  
82" or 65" Sofa  
82", 74", 61" Sleep Sofa



**Orchard Street Power Motion Sofa**  
89/91-9236-87-WR  
W87 D40 H39½



**Highlands Sectional**  
89/91-9800  
58", 85", 94" Sections  
Left or Right Facing



**Highlands Sofa**  
89/91-9800-88  
W88 D38½ H33½



**Highlands Loveseat**  
89/91-9800-61  
W61 D38½ H33½



**Surrey Hills Wood-Frame Sofa**  
89-2240  
W88½ D38½ H32½



**Compact Spindle Morris Chair**  
89-367-LC  
W28½ D37½ H39



**Spindle Morris Chair**  
89/91-369  
W33¼ D37½ H40



**Spindle Morris Chair**  
89/91-369-LC  
W33¼ D37½ H40  
Loose Cushion





**Footstool**  
89/91-395  
W19 D15 H15  
With or Without Casters



**Spindle Morris Manual Recliner**  
89/91-369-RL  
W33½ D39 H40  
Bustle Back



**Spindle Morris Power Wall Recliner**  
89/91-369-WR  
W34 D40 H39



**Bow Arm Morris Chair**  
89/91-406  
W35¾ D40 H40



**Park Slope Accent Chair**  
89/91-1564  
W26½ D23 H30



**Surrey Hills Wood-Frame Lounge Chair**  
89-2242  
W41 D38½ H32½



**Surrey Hills Wood-Frame Ottoman**  
89-2243  
W30½ D25½ H18½



**Surrey Hills Accent Chair**  
89-2244  
W26½ D33½ H33



**Bow Arm Morris Chair**  
89/91-406-LC  
W35¾ D40 H40  
Loose Cushion



**Footstool**  
89/91-495  
W19 D15 H15



**Bow Arm Morris Manual Recliner**  
89/91-406-RL  
W34¾ D40½ H40  
Bustle Back



**Bow Arm Morris Manual Recliner**  
89/91-406-RL-S  
W35¾ D40½ H40  
Straight Back



**Surrey Hills Recliner**  
89-2245-RL  
W31½ D34½ H41



**Gus Bow Arm Morris Chair**  
89-2340  
W30½ D36½ H39



**Footstool**  
89-302  
W12½ D12½ H5



**Lounge Chair**  
89-2590  
W32 D34½ H39



**Bow Arm Morris Power Wall Recliner**  
89/91-406-WR  
W36 D40 H39½



**Slatted Morris Chair**  
89-410  
W33 D37½ H40  
Tight Seat or Loose Cushion



**Prairie Chair**  
89-416  
W42½ D37½ H29



**Highlands Manual Recliner**  
89-989-RL  
W31 D39¾ H40



**Footstool**  
89/91-2591  
W22 D16½ H15½



**Eastwood Chair**  
89-2638  
W36 D35¼ H36



**Eastwood Footstool**  
89-1725  
W24 D17 H16½



**Highlands Chair**  
89/91-9800-CH  
W30¼ D38½ H33½



**Gus Lounge Chair**  
89-1324  
W30 D32 H39  
Tight Seat or Loose Cushion



**Limbert Cafe Chair**  
89-1500  
W26 D22 H34



**Park Slope Chair**  
89/91-1562  
W34½ D35¼ H29  
Cushion or Pillow Back



**Park Slope Ottoman**  
89/91-1563  
W27½ D21 H17



**Highlands High Back Chair**  
89/91-9800-CH-HB  
W30¼ D38½ H37¾



**Highlands Cocktail Ottoman**  
89/91-9800-COT  
W61½ D31½ H17½



**Highlands Ottoman**  
89/91-9800-OT  
W22½ D19¾ H16¼





**Harvey Ellis Rocker**  
89/91-353-A-R  
W26 D31½ H43



**Harvey Ellis Rocker, no Inlay**  
89/91-354-A-R  
W26 D31½ H43



**Spindle Rocker**  
89-376-R  
W28 D31 H45



**Rocker**  
89-401-R  
W33 D41 H40  
Tight Seat or Loose Cushion



**Highlands Entertainment Console**  
89/91-1189  
W84 D16½ H40



**50-inch Harvey Ellis TV Console**  
89/91-1190  
W50 D22 H28



**68-inch Harvey Ellis TV Console**  
89/91-1191  
W68 D22 H28



**Park Slope Entertainment Console**  
89/91-1572  
W52 D22 H32



**Chapel Street Rocker**  
89-837-R  
W28 D29½ H40½



**Gus Rocker**  
89-1324-R  
W30 D32 H39  
Tight Seat or Loose Cushion



**Harvey Ellis Entertainment Console**  
89-848  
W67 D14 H32



**50-inch TV Console**  
89/91-1170  
W50 D22 H28



**Surrey Hills Entertainment Console**  
89-2256  
W61 D16½ H30



**Highlands Gathering Island**  
89/91-1708  
W78 D20¾ H36  
Oak: W58 option



**Gathering Island**  
89/91-1712  
W78 or W90 D25 H36  
Wood or Stone Top



**Surrey Hills Gathering Island**  
89-2258  
W78 D21 H36



**68-inch TV Console**  
89/91-1171  
W68 D22 H28



**50-inch TV Console**  
89/91-1180  
W50 D22 H28



**68-inch TV Console**  
89/91-1181  
W68 D22 H28



**Bridge**  
89/91-1184  
W66 D16 H3  
Shown on TV Console & Etagere



**Bar Stool**  
89/91-105  
W17 D17  
Bar (H30) or Counter (H26)



**Stool**  
89/91-305  
W19½ D15  
Bar (H30) or Counter (H26)



**Oakmont Stool**  
89-317  
W18 D18  
Bar (H30) or Counter (H24)



**Spindle Stool**  
89/91-321  
W18½ D21  
Bar (H45½) or Counter (H41½)



**TV Console**  
89/91-1185  
D16 H34  
48" or 66" Width



**Etagere**  
89/91-1186  
W30 D16 H80



**Highlands Entertainment Console**  
89/91-1187  
W54 D15 H32



**Highlands Entertainment Console**  
89/91-1188  
D16 H34  
48" or 66" Width



**Slat Back Stool**  
89/91-322  
W18½ D21  
Bar (H45½) or Counter (H41½)



**Upholstered Back Stool**  
89/91-322-LB  
W18½ D21  
Bar (H45½) or Counter (H41½)











**Swivel Stool**  
89/91-328  
W17¾ D17¾  
Bar (H30¾) or Counter (H25¾)





**Fleming Stool**  
89/91-7289  
W18½ D20  
Bar (H43½) or Counter (H38)











			
<b>Commemorative Coffee Table</b> 89-411 W42 D42 H18 Fixed or Swivel Top	<b>Commemorative Coffee Table</b> 89-411-LT W42 D42 H18 Fixed or Swivel Top	<b>Harvey Ellis Round Cocktail Table</b> 89-479 W40 D40 H20	<b>Butterfly Top Cocktail Table</b> 89-578 W39 D39 H18





			
<b>Tile Top Cocktail Table</b> 89-579 W39 D39 H18	<b>Cocktail Table</b> 89-580 W63 D39 H19	<b>Tile Top Cocktail Table</b> 89-581 W63 D39 H19	<b>Harvey Ellis Cocktail Table</b> 89-743 W46 D26 H19





			
<b>Harvey Ellis Cocktail Table</b> 89-744 W40 D40 H19	<b>Three-Drawer Cocktail Table</b> 89/91-756 W48 D22 H18	<b>Cocktail Table</b> 89-757 W48 D22 H17	<b>Tile Top Cocktail Table</b> 89-758 W48 D23 H17½

			
<b>Cocktail Table</b> 89-767 W44 D36 H17	<b>Highlands Cocktail Table</b> 89/91-980 W56 D34 H18	<b>Highlands Square Cocktail Table</b> 89/91-981 W42 D42 H18	<b>Highlands Round Cocktail Table</b> 89/91-982 W42 D42 H18

			
<b>Park Slope Round Cocktail Table</b> 89/91-1550-ST W43 D43 H19	<b>Park Slope Cocktail Table</b> 89/91-1566 W50 D29 H18	<b>Tile Top Cocktail Table</b> 89/91-1611 W64 D24 H18	<b>Surrey Hills Trellis Cocktail Table</b> 89-2246 W54 D29 H18

			
<b>Surrey Hills Glass-Top Cocktail Table</b> 89-2253 W54½ D31½ H18	<b>Grand Poppy Table</b> 89/91-028 W26 D26 H28	<b>Roycroft Little Journeys Table</b> 89-045 W26 D15 H26½	<b>End Table with Drawer</b> 89/91-447 W17 D26 H24

			
<b>Harvey Ellis Round Lamp Table</b> 89/91-470 W26 D26 H26	<b>Harvey Ellis Tea Table</b> 89/91-475 W23 D23 H25	<b>Rectangular End Table</b> 89-501 W20 D26 H26	<b>Drop Leaf Table</b> 89/91-509 W8 D24 H24½ Opens to 24" wide

			
<b>Octagonal Table</b> 89-515 W20 D20 H24	<b>Harvey Ellis Nesting Tables</b> 89/91-537 W25 D18 H25½	<b>Tier Table</b> 89-547 W20½ D14 H26	<b>Butterfly Top End Table</b> 89-576 W24 D20½ H26½





**Tile Top End Table**  
89-577  
W24 D20½ H26½



**Round Table**  
89-663  
W29 D29 H28½



**Round End Table**  
89-664  
W26 D26 H24



**End Table**  
89/91-746  
W21½ D26 H23



**Lamp Table**  
89-747  
W28 D28 H26½



**Highlands Oval End Table**  
89/91-983  
W30 D23 H26



**Highlands End Table**  
89/91-984  
W22 D28 H26



**Gus Tea Table**  
89-1005  
W24 D24 H24



**Little Treasures Penny Table**  
89-1042  
W18 D18 H28



**Gus Round Lamp Table**  
89-1410  
W27 D27 H26



**Park Slope Round End Table**  
89/91-1551-ST  
W22 D22 H23



**Park Slope End Table**  
89/91-1568  
W23 D28 H27



**Tile Top Side Table**  
89/91-1612  
W24 D16 H24



**Tile Top End Table**  
89/91-1613  
W24 D24 H26



**Surrey Hills Trellis End Table**  
89-2248  
W22 D26 H24½



**Surrey Hills Drink Table**  
89-2249  
W14 D16½ H22½



**Surrey Hills End Table**  
89-2255  
W26 D26 H25  
Glass or Stone Top



**Little Treasures Round End Table**  
89-2803  
W11½ D11½ H26



**Little Treasures End Table**  
89-2804  
W16 D16 H21



**Argyle Street End Table**  
89-8784  
W24 D24 H26



**Roycroft Tabouret Table**  
89-049  
W14 D14 H20



**Roycroft Tabouret**  
89-050  
W16 D16 H20½



**Limbert Tabouret Table**  
89-334  
W16 D16 H18



**Gus Tile Top Tabouret**  
89-546  
W19 D19 H21



**Highlands Tabouret**  
89/91-987  
W16 D16 H18



**Tile Top Tabouret**  
89/91-1614  
W16 D16 H18



**Harvey Ellis Door Console**  
89/91-847  
W38 D13 H30



**Sofa Table**  
89-857  
W54 D16 H28½



**Console Table**  
89-858  
W38 D13 H28½



**Two-Door Console**  
89-859  
W38 D13 H30



**Highlands Console Table**  
89/91-986  
W56 D16 H27



**Park Slope Console Table**  
89/91-1567  
W56 D16 H29





**Tile Top Console Table**  
89/91-1610  
W55½ D18 H32½



**Console Table**  
89-1711  
W64 D15½ H29



**Surrey Hills Flip-Top Console Table**  
89-2247  
W60 D16 H31



**Bookshelf Tower**  
89-057  
W34½ D18 H63½



**Highlands Low Etagere**  
89/91-945  
W30 D15 H34



**Highlands Etagere**  
89/91-946  
W30 D15 H76



**Etagere**  
89-1046  
W30 D15 H76



**Low Bookcase**  
89-1655  
W34 D12 H31



**Roycroft Magazine Pedestal**  
89-080  
W18 D18 H63½



**Ellis Fall Front Bookcase**  
89-477  
W56 D15 H56  
Wood or Glass Doors



**Tree of Life Pedestal**  
89-504  
W14 D14 H43½



**Gus Commemorative Bookcase**  
89-510  
W58 D15½ H53



**Low Bookcase**  
89-1656  
W40 D12 H31½



**Tall Bookcase**  
89-1659  
W34 D12 H80  
With or Without Bottom Doors



**Tall Bookcase**  
89-1660  
W40 D12 H80  
With or Without Bottom Doors



**Surrey Hills Bookcase**  
89-2250  
W36 D16 H82



**Small Bookcase**  
89/91-555  
W36 D12 H30



**Large Bookcase**  
89/91-556  
W54 D12 H30



**Slatted Back Bookcase**  
89/91-567  
W62 D14 H34  
Three or Six Adjustable Shelves



**Single Door Bookcase**  
89-633  
W26 D12 H55  
Left or Right Hinged Door



**Little Treasures Tiered Book Rack**  
89-2800  
W19½ D12 H31



**Little Treasures Book Rack**  
89-2801  
W28 D11½ H30



**Little Treasures Magazine Rack**  
89-2802  
W15 D15 H36



**Little Treasures Book Shelf**  
89-2805  
W16½ D13 H31



**Double Bookcase with Glass Doors**  
89-645  
W53 D12 H55



**Triple Bookcase with Glass Doors**  
89-647  
W76½ D12 H55



**Single Door Bookcase**  
89/91-705  
W33 D14 H58



**Harvey Ellis Bookcase with Inlay**  
89/91-706  
W56 D14 H56



**Limbert Window Bench**  
89-243  
W26½ D17 H24½  
Wood or Loose Cushion Seat



**Woven Leather Stool**  
89-297  
W19 D19 H17



**Bench**  
89/91-300  
W42 D18 H17



**Harvey Ellis Settee, with Inlay**  
89/91-357  
W44 D23½ H44



Benches



**Highlands Bench**  
89/91-951  
W50½ D21½ H18½



**Storage Bench**  
89-1164  
W48 D18 H22  
Wood or Loose Cushion Seat



**Park Slope Bench**  
89/91-1519  
W52 D17½ H17½



**Surrey Hills Bench**  
89-2239  
W54 D18½ H18½

Dining Tables

DINING ROOM



**Park Slope Dining Table**  
89/91-1530-2LVS  
W78 D42 H30  
Extends to 114" with two 18" leaves



**Park Slope Round Dining Table**  
89/91-1541-2LVS  
Dia. 48 or 56, H30  
W80/88 with two 16" leaves



**Flip Top Harvest Table**  
89-1735  
W72 D19 H30  
Opens to 38" wide



**Harvey Ellis Dining Table**  
89/91-1796-2LVS  
W62 D40 H30  
Oak: Without Inlay option  
Extends to 92" with two 15" leaves

DINING ROOM



**Little Treasures Stool**  
89-2806  
W17½ D17½ H17½



**Breakfast Table**  
89-584-2LVS  
W36 D36 H30  
Extends to 66" with two 15" leaves



**Highlands Round Dining Table**  
89/91-594-2LVS  
Dia. 46 or 52, H30  
W76 or 82 with two 15" leaves



**Harvey Ellis Dining Table**  
89/91-1797-2LVS  
W72 D44 H30  
Extends to 102" with two 15" leaves



**Grande Trestle Table**  
89-1830-2LVS  
W84 D46 H30  
Extends to 124" with two 20" leaves



**Surrey Hills Trestle Dining Table**  
89-2220-2LVS  
W74 D42 H30  
Extends to 106" with two 16" leaves



**Cottage Arm Chair**  
89/91-323-A  
W26 D25½ H39



**Highlands Pedestal Dining Table**  
89/91-596-4LVS  
W74 D44 H30  
Extends to 122" with four 12" leaves



**Highlands Trestle Table**  
89/91-598-2LVS  
W78 D44 H30  
Extends to 114" with two 18" leaves



**Keyhole Trestle Table**  
89-599  
W62, 76, or 90, H30  
No-Leaf Option or  
W92, 106, or 120 with two 15" leaves



**Round Pedestal Dining Table**  
89/91-713  
H30 Oak: Dia. 46/52, W76/82/97  
with two or three 15" leaves  
Cherry: Dia. 46, W76 with two leaves



**Cottage Arm Chair**  
89/91-323-A-LB  
W26 D25½ H39  
Upholstered Inside/Outside Back



**Cottage Arm Chair**  
89-323-A-W  
W26 D25½ H39



**Cottage Side Chair**  
89/91-323-S  
W18½ D22 H38



**Cottage Side Chair**  
89/91-323-S-LB  
W18½ D22 H38  
Upholstered Inside/Outside Back



**Round Pedestal Table**  
89-714  
H30  
38", 42", 46" Diameter



**Bistro Table**  
89-721  
W30 D30 H42



**Mission Drawtop Dining Table**  
89-789-2LVS  
W72 D42 H30  
Extends to 114" with two  
self-storing 21" leaves



**Flip Top Table**  
89-798  
W36 D36 H31  
Opens to 72" wide



**Cottage Side Chair**  
89-323-S-W  
W18½ D22 H38



**Arm Chair**  
89/91-330-A  
W24 D21½ H42



**Side Chair**  
89/91-330-S  
W17½ D21 H40



**Harvey Ellis Arm Chair**  
89/91-353-A  
W26 D24 H44





**Harvey Ellis Side Chair**  
89/91-353-S  
W18 D21 H43



**Harvey Ellis Arm Chair, no Inlay**  
89/91-354-A  
W26 D24 H44



**Harvey Ellis Side Chair, no Inlay**  
89/91-354-S  
W18 D21 H43



**Highlands Arm Chair**  
89/91-360-A  
W24 D25½ H45½



**Mackintosh Arm Chair**  
89/91-8865-A  
W24 D25 H47



**Mackintosh Side Chair**  
89/91-8865-S  
W19 D24¾ H45



**Syracuse Sideboard**  
89-440  
W81 D25 H40



**Harvey Ellis Fall Front Bar**  
89/91-468  
W42 D15½ H46  
Bottom Door & Storage Options



**Highlands Side Chair**  
89/91-360-S  
W20½ D25¼ H45½



**Spindle Side Chair**  
89-384  
W19 D22 H46



**Spindle Arm Chair**  
89-386  
W28 D26 H49



**Park Slope Shelter Chair**  
89/91-1533  
W21½ D25½ H36½



**Sideboard**  
89-711  
W60 D22 H46½



**China Cabinet**  
89-729  
W55 D17 H77



**Display Cabinet**  
89/91-761  
W29 D16 H78  
Wood or Mirror Back



**Gus Sideboard**  
89-967  
W60 D24 H43



**Tall Back Upholstered Arm Chair**  
89-1833-A  
W27½ D25 H44



**Tall Back Upholstered Side Chair**  
89-1833-S  
W21½ D23 H44



**Highlands Upholstered Arm Chair**  
91-2216-A  
W25½ D25½ H41½



**Highlands Upholstered Side Chair**  
91-2216-S  
W19½ D25½ H41½



**Park Slope Sideboard**  
89/91-1536  
W67 D21½ H34



**Display Cabinet**  
89/91-1549  
W36 D14½ H81



**Three-Door Buffet**  
89-1730  
W68½ D18 H34  
Shown with China Top



**Three-Door China Top**  
89-1731  
W68½ D15½ H48  
Shown on Three-Door Buffet



**Surrey Hills Arm Chair**  
89-2223-A  
W25 D21½ H33½



**Surrey Hills Side Chair**  
89-2223-S  
W21 D22 H33½



**Bayonne Arm Chair**  
89/91-7752-A  
W25 D24 H40



**Bayonne Side Chair**  
89/91-7752-S  
W20½ D24 H40



**Three-Door China Top**  
89-1732  
W68½ D15½ H48  
Shown on Three-Door Buffet



**Highlands Server**  
89/91-1737  
W70 D21 H30



**Highlands Buffet**  
89/91-1750  
W72 D20¼ H40



**Harvey Ellis Sideboard**  
89/91-1791  
W60 D22 H38





**Harvey Ellis Three-Door Buffet**  
89/91-1792  
W58½ D20½ H34  
Shown with Harvey Ellis China Top



**Harvey Ellis China Top**  
89/91-1793  
W58½ D16½ H48  
Shown on Harvey Ellis Three-Door Buffet



**Harvey Ellis Four-Door Buffet**  
89-1794  
W75 D20½ H34  
Shown with Harvey Ellis China Top



**Harvey Ellis China Top**  
89-1795  
W75 D16½ H48  
Shown on Harvey Ellis Four-Door Buffet



**Slat Bed**  
89-693  
Queen or King  
STD, HBO, LFB, PLS



**Spindle Bed**  
89/91-912  
Full, Queen or King  
STD, HBO, MFB, LFB, PLS



**Highlands Bed**  
89/91-952  
Queen, King or Cal King  
STD, HBO, LFB, PLS



**Highlands Pierced Slat Bed**  
89/91-955  
Queen, King or Cal King



**Mission Display Cabinet**  
89-1818  
W48½ D18 H73½



**Highlands Display Cabinet**  
89/91-1820  
W36 D17¼ H80  
Wood or Mirror Back



**Sideboard**  
89-1901  
W74½ D23 H40  
Sideboard or Entertainment Interior



**Two-Door Display Buffet**  
89-1907  
W53 D19½ H42



**Park Slope Platform Bed**  
89/91-1510  
Queen, King or Cal King



**Surrey Hills Four-Poster Bed**  
89-2230  
Queen, King, or Cal King



**Surrey Hills Upholstered Four-Poster Bed**  
89-2231  
Queen, King, or Cal King



**Surrey Hills Panel Bed**  
89-2232  
Queen, King, or Cal King



**Three-Door Display Buffet**  
89-1908  
W78 D19½ H42  
Interior: Shelf or 3-Drawers



**Meadowflower Four-Door Sideboard**  
89-1922  
W65½ D16 H33



**Meadowflower Two-Door Sideboard**  
89-1923  
W52½ D16 H33



**Surrey Hills Server with Gallery**  
89-2226-G / 89-2226  
W68 D20½ H42½  
With or Without Gallery (H35)



**Surrey Hills Upholstered Panel Bed**  
89-2233  
Queen, King, or Cal King



**Gustav Stickley Collector Chest**  
89-095  
W32 D17 H16



**Somno Cabinet**  
89-605  
W18 D16 H30  
Left or Right Hinged Door



**One-Drawer Nightstand**  
89-611  
W22 D16 H27½

BEDROOM

**Key to Abbreviations**  
STD - Standard Bed  
HBO - Headboard Only  
MFB - Mid Footboard  
LFB - Low Footboard  
PLS - Platform Storage



**Panel Bed**  
89-620  
Queen or King  
STD, HBO, LFB, PLS



**Harvey Ellis Bed**  
89/91-672  
Queen, King or Cal King  
STD, HBO, MFB, LFB, PLS



**Prairie Bed**  
89-684  
Queen, King or Cal King



**Three-Drawer Nightstand**  
89-613  
W22 D16 H27½



**Three-Drawer Chest**  
89-614  
W30 D18 H31



**Triple Dresser**  
89-625  
W66 D20 H35½



**Chest**  
89-627  
W40 D20 H54½





**Lingerie Chest**  
89-628  
W22 D16 H53



**Master Dresser**  
89-637  
W66 D20 H46½



**Two-Drawer Tall Nightstand**  
89/91-641  
W20 D17½ H29



**Harvey Ellis Single Dresser**  
89-901  
W48 D20 H35½



**Harvey Ellis Nightstand**  
91-910  
W26 D17 H27



**Harvey Ellis Nightstand**  
91-910-CH  
W26 D17 H27



**Harvey Ellis Nine-Drawer Chest**  
89-913  
W37½ D20 H55½



**Harvey Ellis Nine-Drawer Chest**  
91-913  
W37½ D20 H53



**Harvey Ellis Single Dresser**  
91-901  
W48 D20 H33



**Harvey Ellis Single Dresser**  
91-901-CH  
W48 D20 H33



**Harvey Ellis Seven-Drawer Dresser**  
89-907  
W71 D20 H36½



**Harvey Ellis Seven-Drawer Dresser**  
91-907  
W71 D20 H34



**Harvey Ellis Nine-Drawer Chest**  
91-913-CH  
W37½ D20 H53



**Harvey Ellis Tall Chest**  
89-923  
W43 D20 H60½



**Harvey Ellis Tall Chest**  
91-923  
W43 D20 H57½



**Harvey Ellis Tall Chest**  
91-923-CH  
W43 D20 H57½



**Harvey Ellis Seven-Drawer Dresser**  
91-907-CH  
W71 D20 H34



**Harvey Ellis Door Nightstand**  
89-908  
W32½ D17 H32½



**Harvey Ellis Door Nightstand**  
91-908  
W32½ D17 H30



**Harvey Ellis Door Nightstand**  
91-908-CH  
W32½ D17 H30



**Harvey Ellis High Double Dresser**  
89-926  
W60 D20 H46½



**Harvey Ellis High Double Dresser**  
91-926  
W60 D20 H44



**Harvey Ellis High Double Dresser**  
91-926-CH  
W60 D20 H44



**Harvey Ellis Master Dresser**  
89-927  
W71 D20 H46



**Harvey Ellis Open Nightstand**  
89-909  
W26 D17 H29½



**Harvey Ellis Open Nightstand**  
91-909  
W26 D17 H27



**Harvey Ellis Open Nightstand**  
91-909-CH  
W26 D17 H27



**Harvey Ellis Nightstand**  
89-910  
W26 D17 H29½



**Harvey Ellis Master Dresser**  
91-927  
W71 D20 H44



**Harvey Ellis Master Dresser**  
91-927-CH  
W71 D20 H44



**Highlands Master Chest**  
89/91-954  
W54 D20¼ H52



**Highlands Master Dresser**  
89/91-956  
W72½ D20¼ H43¾





**Highlands Low Armoire**  
89-957  
W70½ D22½ H52



**Highlands Three-Drawer Nightstand**  
89/91-958  
W34 D17¾ H30



**Highlands Door Nightstand**  
89/91-959  
W22 D17¾ H28  
Left or Right Hinged Door



**Highlands Chest**  
89/91-988  
W50 D18 H19



**Harvey Ellis Organizer**  
89/91-466  
W27 D15½ H46



**Harvey Ellis Fall Front Desk**  
89/91-467  
W42 D15½ H46  
Bottom Door & Storage Options



**Harvey Ellis Desk**  
89-472  
W42 D24 H30½



**Harvey Ellis Deck**  
89-473  
W31 D8 H10  
Shown on Desk



**Cabinet**  
89-1026  
W20 D17 H29  
Left or Right Hinged Door



**Jewelry Chest**  
89-1145  
W19½ D16 H42



**Park Slope Dresser**  
89/91-1512  
W67½ D22 H37



**Park Slope Tall Chest**  
89/91-1513  
W43 D22 H56



**Highlands Writing Desk**  
89/91-949  
W62 D30 H30



**Spindle Library Desk**  
89/91-1283  
W50 D24 H29½  
Keyboard Drawer on Left/Right



**Harvey Ellis Hi-Lo Standing Desk**  
89/91-1285  
W62 D28 H29  
With or Without Inlay



**Harvey Ellis Hi-Lo Work Table**  
89/91-1287  
W62 D28 H29½  
With or Without Inlay



**Park Slope Open Nightstand**  
89/91-1515  
W30 D18 H29



**Meadowflower Nightstand**  
89-1924  
W20 D16 H28  
Left or Right Hinged Door



**Surrey Hills Six-Drawer Dresser**  
89-2234  
W61½ D20½ H36



**Surrey Hills Tall Chest**  
89-2235  
W39½ D20½ H55½



**Park Slope Desk**  
89/91-1558  
W56 D29 H30



**Park Slope Spindle Desk**  
89/91-1559  
W63 D28 H30



**Harvey Ellis Console Desk**  
89-1921  
W48 D20 H30



**Executive Desk**  
89-2266  
W66 D33 H30



**Surrey Hills Open Nightstand**  
89-2236  
W29½ D19½ H29½  
Wood or Stone Top



**Surrey Hills Two-Door Nightstand**  
89-2237  
W32 D20 H29  
Wood or Stone Top



**Surrey Hills Three-Drawer Chest**  
89-2251  
W39½ D20½ H36



**Executive Desk**  
89-2272  
W72 D36 H30



**Computer Work Table**  
89-2586  
W60 D30 H30



**Gus Library Table**  
89-2653  
W48 D30 H30





**Swivel Desk Chair**  
89-323-A-SW  
W26 D27 H37




**Swivel Desk Chair**  
89-323-A-SW-LB  
W26 D27 H37  
Upholstered Inside/Outside Back



**Armless Swivel Chair**  
89-325-S-SW  
W27 D27 H37



**Armless Swivel Chair**  
89-325-S-SW-LB  
W27 D27 H37  
Upholstered Inside/Outside Back



**Surrey Hills Landscape Mirror**  
89-2252  
W46½ D6 H32½



**Asheville Clock**  
89-107  
W39 D13½ H86½  
With or Without Strap Hinges



**Double Costumer**  
89-088  
W24 D20½ H72



**Single Costumer**  
89-089  
W24 D24 H72



**Two-Drawer File Unit**  
89-2521  
W22½ D28 H31½



**Four-Drawer File Unit**  
89-2522  
W22½ D28 H57



**Mission Office Workstation**  
89-2530 to 89-2550  
Multiple Items to Customize a Workstation



**Mobile Printer/File Stand**  
89-2589  
W22½ D27½ H22



**Dinner Gong**  
89-812  
W31 D12 H36



**Magazine Rack**  
89-1008  
W18 D12 H17

LAMPS



**Small Lamp**  
89-030  
W9¼ D9¼ H18  
Art Glass or Mica Shade

ACCESSORIES



**Mirror**  
89-018  
W29½ D¾ H23½



**Harvey Ellis Mirror**  
89-846  
W23½ D2 H42



**Cheval Mirror**  
89-918  
W26 D16 H62



**Small Corbel Base Lamp**  
89-031  
W12 D12 H21  
Art Glass or Mica Shade



**Corbel Base Table Lamp**  
89-032  
W20 D20 H27  
Art Glass, Linen or Mica Shade



**Square Base Table Lamp**  
89-033  
W12 D12 H29  
Art Glass, Linen or Mica Shade



**Square Base Floor Lamp**  
89-036  
W19 D19 H58½  
Art Glass, Linen or Mica Shade



**Highlands Mirror**  
89/91-950  
W48 D2½ H35¼



**Harvey Ellis Mirror**  
89/91-970  
W48 D2½ H34  
With or Without Inlay



**Park Slope Mirror**  
89/91-1518  
W46 D2 H46



**Surrey Hills Floor Mirror**  
89-2238  
W29 D1½ H76½



**Cross Base Table Lamp**  
89-039  
W20 D20 H29  
Art Glass, Linen or Mica Shade



**Table Lamp**  
89/91-041-11  
W18 D18 H29



**Ellis Table Lamp**  
89/91-042-11  
W18 D18 H29



**Table Lamp**  
89/91-043  
W12 D12 H24½  
Art Glass or Linen Shade



PASADENA BUNGALOW



**Floor Lamp**  
89-058  
W19 D19 H64½  
Art Glass or Linen Shade



**Gus Newel Post Lamp**  
89-1703  
W13 D13 H60



**Fullerton Nightstand**  
AN-7301-299  
W26 D17½ H29



**Oak Knoll Single Dresser**  
AN-7328-299  
W57 D20 H37½



**Oak Knoll Master Dresser**  
AN-7329-299  
W74 D20 H38



**Pasadena Counter Stool**  
AN-7342-C-299  
W17 D17 H26



**Hillcrest Entertainment Console**  
AN-7343-48-299  
W48 D16½ H30



**Inglewood Nightstand**  
AN-7302-299  
W31 D17½ H30



**Burbank Single Dresser**  
AN-7303-299  
W48 D20 H34½



**Huntington Triple Dresser**  
AN-7304-299  
W68 D20 H41



**Arcadia Vertical Mirror**  
AN-7308-299  
W26 D1½ H44



**Blacker House Shoe Bench**  
AN-7347-299  
W52 D24 H36



**Gamble House Buffet**  
AN-7350-299  
W65 D18½ H34



**Gamble House China Top**  
AN-7351-299  
W67½ D15½ H49½  
Shown on Buffet



**Blacker House Arm Chair**  
AN-7353-A-299  
W23 D24 H38



**Covina Landscape Mirror**  
AN-7309-299  
W51 D1½ H37



**Brookside Tall Chest**  
AN-7310-299  
W40 D20½ H58



**Gamble House Bookcase**  
AN-7315-299  
W46 D15 H54½



**Pasadena Sleigh Bed**  
AN-7317-299  
Queen, King or Cal King



**Blacker House Side Chair**  
AN-7353-S-299  
W22 D23½ H38



**East Colorado Arm Chair**  
AN-7355-A-299  
W23 D25 H42



**East Colorado Side Chair**  
AN-7355-S-299  
W20 D24 H42



**Thorsen Round Dining Table**  
AN-7357 / AN-7359-2LVS-299  
H30, 54" or 60" Diameter  
W94 or 100 with two 20" leaves



**Tsuba Mirror**  
AN-7320-299  
W46 D1¼ H36



**Oak Knoll Open Nightstand**  
AN-7323-299  
W30 D18 H25



**Oak Knoll Spindle Platform Bed**  
AN-7326-299  
Queen, King or Cal King



**Oak Knoll Tall Chest**  
AN-7327-299  
W46½ D20 H60



**San Marino Trestle Table**  
AN-7361-76-2LVS-299  
W76 D42 H30  
Extends to 106" with two 15" leaves



**Oak Knoll Sideboard**  
AN-7365-299  
W72 D20¼ H36  
Wood or Stone Top



**East Colorado Rocker**  
AN-7367-299  
W23 D25 H42



**Arroyo Storage Tabouret Table**  
AN-7369-299  
W17½ D17½ H18





**Sumner Writing Desk**  
AN-7378-299  
W52 D26½ H30



**Tsuba Manual Recliner**  
AN-7381-RL-299  
W35¾ D40 H40  
Bustle Back



**San Gabriel Cocktail Table**  
AN-7383-299  
W56 D23 H18



**Gamble House Console**  
AN-7384-299  
W54 D15 H32



**Tsuba End Table**  
AN-7387-299  
W24¾ D30 H26



**San Gabriel End Table**  
AN-7388-299  
W23 D28½ H26



**San Gabriel Sofa Table**  
AN-7389-299  
W52 D16 H30



Curated design, time-honored craft  
The qualities that set Stickley apart

**Intelligent design** – For 120 years, we’ve known how to make furniture beautiful while continually improving its quality and functionality.

**Superior craftsmanship** – Our time-tested techniques and gifted artisans guarantee every piece’s strength and longevity.

**Honest materials** – Only the finest premium hardwoods, stone tops, hardware, and upholstery fabrics go into our product.

**Hand-applied finishes** – The clarity of our exclusive finishes allows the beauty of the wood’s grain to shine through.

**Sustainable manufacturing** – Our woods are sourced from FSC-approved timberlands and used with minimal waste. And nothing is more sustainable than furniture built to last a lifetime.

**Family-owned** – From the Stickleys to the Audis, the company has remained in the hands of families committed to its excellence.

**Community-driven** – When you buy Stickley, you support a local business that actively gives back to the communities it operates in.





©2023, 3rd Edition

**STICKLEY®**

L. & J.G. STICKLEY, INC. • MANLIUS, NEW YORK • [STICKLEY.COM](http://STICKLEY.COM)